

W O N D E R

CELEBRATE

All Ages (3-12)

Spring 2024



Reproducible Kids' Book

SCOPE AND SEQUENCE

FALL 2023–SUMMER 2024



Fall 2023	Winter 2023–24	Spring 2024	Summer 2024
UNIT 1: CREATIVITY	UNIT 1: JOY	UNIT 1: REMEMBER	UNIT 1: PEACE
God Creates the Earth Genesis 1:1-19	Mary's Joy Luke 1:26-38, 46-56	Jesus Washes Feet John 13:1-17	Abraham and Lot Genesis 13:1-18
God Creates Living Things Genesis 1:20-25	Joseph's Joy Matthew 1:18-24	The Last Supper Luke 22:14-20	David and Abigail 1 Samuel 25:1-42
God Creates People Genesis 1:26-2:4	Jesus Brings Joy Luke 2:1-7	Praying in the Garden Luke 22:39-46	Be Peaceful Psalm 23:1-6
God Creates Helpers Genesis 2:10-23	Joyous News Luke 2:8-20	Jesus Enters Jerusalem Matthew 21:1-11	Esther Book of Esther
	The Magi Matthew 2:1-12	Resurrection Matthew 28:1-10	Peacemakers Matthew 5:1-12
UNIT 2: FAITH	UNIT 2: INCLUDE	UNIT 2: SHARE	UNIT 2: BELONG
Abraham and Sarah Genesis 12:1-9	Jesus' Baptism Matthew 3:13-17	The Great Commission Matthew 28:16-20	Babel Genesis 11:1-9
God's Promise to Abraham Genesis 15:1-6	Calling the Disciples Matthew 4:18-22	Peter and John Acts 3:1-10	Mephibosheth 2 Samuel 9:1-13
Abraham's Visitors Genesis 18:1-14	Showing Love Matthew 5:43-48	Believers Share Acts 4:32-3	The Woman at the Well John 4:4-30, 39-42
Isaac Is Born Genesis 21:1-7	God's Kingdom Luke 13:18-21	Choosing the Seven Acts 6:1-7	Peter's Dream Acts 10:1-48
Jacob and Esau Genesis 25:19-28			
UNIT 3: BLESSING	UNIT 3: GUIDE	UNIT 3: LOVE	UNIT 3: COURAGE
The Birthright Genesis 25:29-34	The Lord's Prayer Matthew 6:5-15	Peter and Tabitha Acts 9:36-43	Rahab Joshua 2:1-24
The Blessing Genesis 27:1-45	Jesus Calms the Storm Mark 4:35-41	The Church Grows Acts 9:26-31	Ruth and Naomi Book of Ruth
Jacob's Ladder Genesis 28:10-22	Mary and Martha Luke 10:38-42	Pentecost Acts 2:1-12	Mary Anoints Jesus John 12:1-8
A Peaceable Kingdom Isaiah 11:6-9	Zacchaeus Luke 19:1-10	Love in Action Romans 12:9-18	Lydia Acts 16:11-15

Table of Contents

UNIT 1: REMEMBER

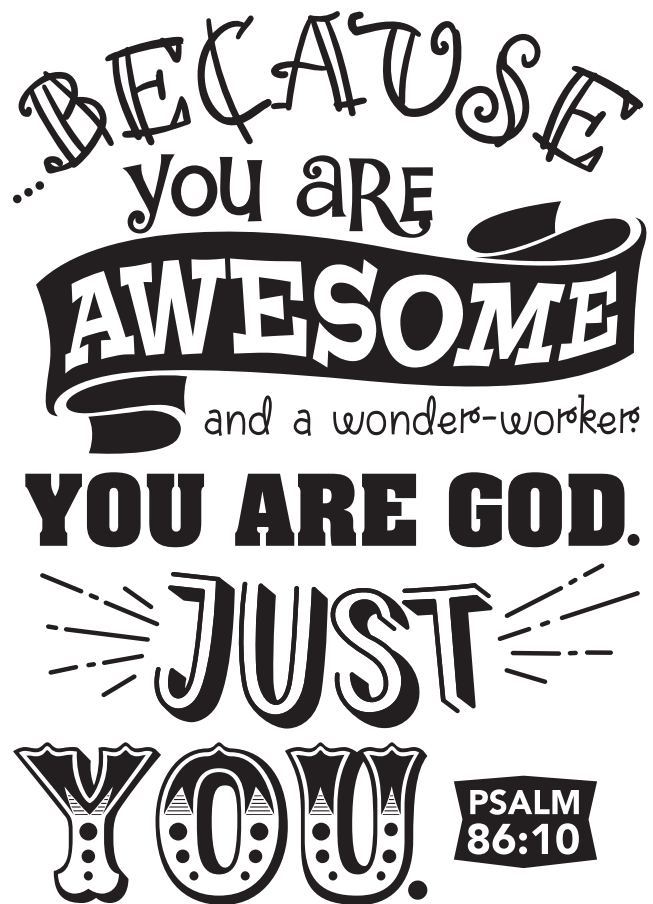
- 3 1. Jesus Washes Feet
Reproducibles 1A–1G
- 10 2. The Last Supper
Reproducibles 2A–2G
- 17 3. Praying in the Garden
Reproducibles 3A–3G
- 24 4. Jesus Enters Jerusalem
Reproducibles 4A–4G
- 31 5. Resurrection
Reproducibles 5A–5G

UNIT 2: SHARE

- 38 6. The Great Commission
Reproducibles 6A–6G
- 45 7. Peter and John
Reproducibles 7A–7G
- 52 8. Believers Share
Reproducibles 8A–8G
- 59 9. Choosing the Seven
Reproducibles 9A–9G

UNIT 3: LOVE

- 66 10. Peter and Tabitha
Reproducibles 10A–10G
- 73 11. The Church Grows
Reproducibles 11A–11G
- 80 12. Pentecost
Reproducibles 12A–12G
- 87 13. Love in Action
Reproducibles 13A–13G
- 94 Answer Key



Celebrate Wonder All Ages is a curriculum that honors the spiritual life of children. *Celebrate Wonder All Ages* will engage children in open-ended exploration and inquiry of the Bible. Through experiential activities, spiritual practices, and reflection, *Celebrate Wonder All Ages* serves as a biblical guide to help children make meaning for their lives. This curriculum seeks to deepen children's faith formation and to create a safe space for children to ask big questions and claim their spiritual identity as children of God.

Please visit CokesburyKids.com, where you can find training videos, blog posts, free stuff, and more.

Here's How the Reproducible Kids' Book Works

CELEBRATE WONDER ALL AGES resources are designed for children ages 3–12 to learn together or separately. The Leader Guide includes suggestions for both group activities and individual activities. Some of the activities use reproducible sheets from

this book. Reproducible sheets are labeled at the top. Choose the activities that will work best for your group. Simply tear out the sheets you want to use; they are perforated in the center. Then photocopy the sheets you need for each child.




Each reproducible sheet is clearly numbered for easy identification. For each session, there are seven sheets, numbered with the session number and the letters A–G. Reproducibles F and G are Take-Homes with the Bible story and spiritual practice to share with parents.

The pages are perforated on the inside edge to make it easy to remove for photocopying.

Title Type of Activity

6B
Remember the Verse – Craft

Color and cut out the bookmarks below. Punch a hole at the top, and tie a ribbon through the hole. Keep one bookmark and share the other two with friends.

 <p>Therefore, go and make disciples of all nations, baptizing them in the name of the Father and of the Son and of the Holy Spirit. Mathew 28:19</p>	 <p>Therefore, go and make disciples of all nations, baptizing them in the name of the Father and of the Son and of the Holy Spirit. Mathew 28:19</p>	 <p>Therefore, go and make disciples of all nations, baptizing them in the name of the Father and of the Son and of the Holy Spirit. Mathew 28:19</p>
--	--	---

The session number is listed at the bottom of the page.

1A

Paint a Footprint – Art

Jesus washed the disciples' feet. Paint the footprints to help you remember Jesus.

Remember Jesus



1B

Find the Bible Verse – Puzzle

Use the code to help you discover the memory verse for this month.



Luke 22:19c

A B C D E F H I M N O R S T



1C

Ways to Be a Servant – Reflection

Jesus showed the disciples that a good leader is also a good servant. How can you be servant? Write or draw your ideas.

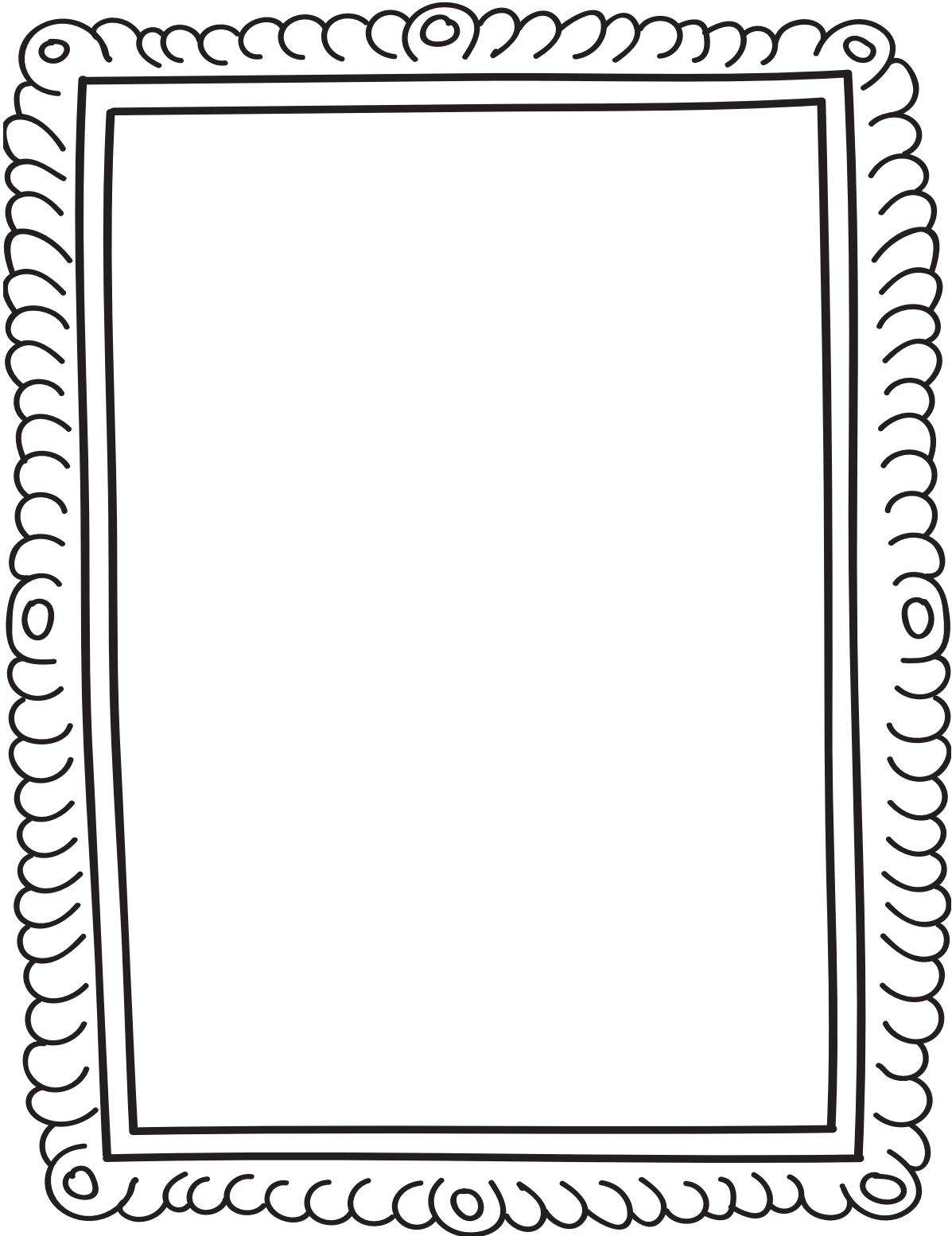
I can serve by...



1D

Washing Feet – Journaling

Jesus washed his friends' feet because he loved them and wanted to serve them. Write or draw about someone you love or someone you have helped.



1E

Remember the Story – Intergenerational Game

Use the cards to play the game (Leader Guide p. 18) and help you remember the Bible story.

Jesus and the disciples gathered before the Festival of _____ .	Jesus and the disciples were sharing a _____ together.
Jesus knew that he would soon be returning to _____ .	Jesus tied a linen _____ around his waist.
Jesus washed the disciples' _____ .	_____ did not want Jesus to wash his feet at first.
Jesus said that those who had bathed need only wash their _____ .	Jesus told the disciples that he had given them an _____ .

1F

Remember – Faith Word Coloring Page

To remember is to think about and not forget our faith. Think about your faith as you color the word.



1G

Jesus Washes Feet – John 13:1-17

The Festival of Passover was about to happen, and Jesus was in Jerusalem with his friends, the disciples.

Jesus knew that the time had come for him to leave the world and go to God. As he thought about leaving the world, he remembered how much he loved his disciples. He loved them so much and wanted to do something for them.

Jesus and his disciples were sharing the evening meal together. Jesus knew that God had made his ministry on earth possible. Jesus also knew that he had come from God and was returning to God.

Jesus got up from the table and took off his robes. Then, he picked up a linen towel and tied it around his waist.

He poured water into a basin for washing and began to wash his disciples' feet.

The disciples thought this was strange. Usually, it was the servants who washed feet. Jesus was their teacher, a very important person!

Peter said, "Lord, are you really going to wash our feet?"

Jesus replied, "You may not understand now, but it is important that I wash your feet, Peter." So Peter let Jesus wash his feet.

After Jesus had washed everyone's feet, he put his robes back on and returned to the table.

"Do you understand why I did the job of a servant and washed your feet?" asked Jesus. "I wanted to show you God's love. I want you to serve others like this."



Family Spiritual Practice

Read together the story of Jesus washing the disciples' feet.

Wonder: What would it be like to have Jesus wash your feet?


Do: Have a foot-washing or hand-washing ceremony at home. As you wash the hands or feet of your family members, share one thing you love about them.

Pray: Dear God, thank you for sending us Jesus, who teaches us how to serve. Amen.

2A

Bread and Cup – Coloring/Craft

Jesus ate a meal with his disciples. Color the bread and cup. Cut out the images and use them to help you retell and remember the Bible story.



2B

Disciples at the Last Supper – Drawing

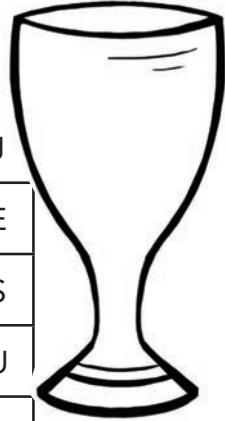
How do you think the disciples felt at the Last Supper with Jesus? Draw their emotions on their faces and color the page.



2C

In Remembrance – Puzzle

Find the words from the Bible story, Luke 22:14-20.



K	A	Y	L	P	Q	V	B	P	A	G	K	T	J
W	P	H	E	G	J	I	N	M	I	N	Y	K	E
U	J	G	H	J	I	I	S	T	Y	B	R	G	S
S	I	E	U	O	N	M	H	K	L	W	K	C	U
M	O	D	G	N	I	K	A	C	X	Y	X	R	S
H	E	P	E	C	N	A	R	B	M	E	M	E	R
R	T	H	Q	Z	N	J	E	W	H	E	L	V	Z
U	C	A	J	R	Z	I	G	J	B	P	B	O	N
C	B	H	B	V	X	C	J	L	I	R	M	S	M
L	F	G	S	L	I	I	N	C	N	O	E	S	P
P	P	T	Z	T	E	K	S	M	U	L	M	A	N
O	J	O	X	C	U	I	P	D	K	C	U	P	D
L	Y	O	T	T	D	M	I	R	K	G	L	D	J
W	T	N	A	N	E	V	O	C	J	L	T	T	Y

Bread	Jesus	Share
Covenant	Kingdom	Table
Cup	Passover	
Disciples	Remembrance	


Created with TheTeachers Corner.net Word Search Maker







2D

Modern Last Supper Menu – Activity

Imagine you are having a Last Supper with Jesus today. What would you serve?
Plan a Last Supper menu below.

APPETIZERS  MAIN COURSE

 SIDES  DESSERTS 

BEVERAGES 

Seder Meal – Activity

Read the article below to learn about a traditional seder meal.



The Passover seder is a traditional meal shared with friends and family. The seder takes place on the first night of Passover, after sunset. During the meal there are stories, questions, conversation, special foods, and games. Kids participate in the seder too. Families have many ways of celebrating. The Passover seder has 15 different activities, or steps, but it can be divided into five parts.

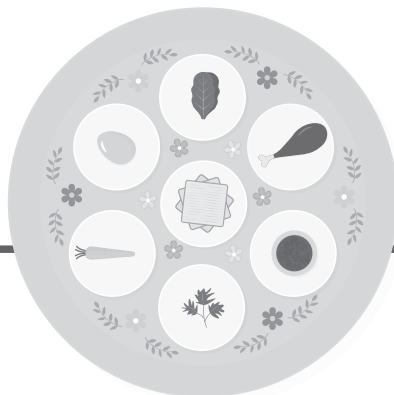
Lighting the Candles: The holiday begins with lighting candles. The light of the candles stands for hope and freedom.

Reciting the Order: At the seder, there are a lot of activities such as reading, talking, and singing about the Exodus story. Reciting the steps lays out the order like a program at a play or a menu at a meal.

The Story: The longest section of the seder is called *Magid*, which means “tell.” In this section, the Passover story is told and questions are asked about it.

Time to Eat: After much waiting, it is time to eat the symbolic foods and a big festive meal. Families eat together and remember their freedom.

Celebrating: The Jewish people escaped from Pharaoh, and the story was told. Now, it’s time to sing and celebrate together.



Baking Bread – At-Home Activity

Jesus shared bread with his disciples. Try making this bread recipe to share with your family and friends.

Bread in a Bag

3 cups all-purpose flour, divided
¼ cup sugar
1 package active dry yeast (0.25 oz)
1 cup warm water
3 tablespoons extra-virgin olive oil
2 teaspoons salt

- Preheat oven to 375°.
- In a resealable bag, place 1 cup flour, sugar, and yeast. Then add warm water.
- Seal bag and push on the bag with your hands to mix.
- Let the dough rest for 10 minutes in a warm place.
- Add 1 cup flour, oil, and salt to the bag. Then seal the bag and mix together.
- Add the remaining cup of flour, and mix until it is all combined.
- Use a spatula to scrape the dough from the bag onto a lightly floured surface. Knead until smooth (about 5 minutes).
- Spray two small loaf pans with cooking spray. Halve the dough, and place in the two pans. Cover with a kitchen towel and let rise 30 minutes.
- Brush the top of the dough with olive oil or melted butter and bake until golden (about 30 minutes).



The Last Supper – Luke 22:14-20

Narrator: It was time for the Passover meal. Jesus joined his friends at a table.

Jesus: I am happy to join you for a meal before I die. I want to eat with you before I go to help make God’s dream come true. I am helping create God’s kingdom.

Narrator: Jesus passed a cup to the disciples.

Jesus: I want to share this food with everyone. This meal connects us to one another and to God.

All: I will share and remember you.

Narrator: After the meal, Jesus ate some bread, said thank you to God for the bread, and then shared it with his friends.

Jesus: I share this bread so you can know I am a part of you.

All: I will share and remember you.

Narrator: After the meal, Jesus drank some juice, said thank you to God for the juice, and passed the cup to his friends.

Jesus: This is a special cup. It is a sign that I love you and will always be with you.

All: I will share and remember you. Amen.

Family Spiritual Practice

Assign the parts of Narrator and Jesus. Everyone else may read the “All” parts. Read the story together.

Wonder: Why is the Last Supper important? Why do we remember it?

Do: Plan a meal to take to someone in need, such as someone who is sick, grieving, or just could use a little joy. If you can’t think of anyone, make a meal and keep it in your freezer for the next time you are able to share.


Pray: Dear God, thank you for hearing us when we share our wants and needs. Amen.



3A

Praying Hands Flowers – Craft


Place the left hand on the left upper stem, fingers closed, and trace around the hand. Place the right hand on the right lower stem, fingers closed, touching the left hand illustration. Trace around the right hand. Color the picture.



3B

Where Do You Pray? – Reflection

Jesus prayed to God in the garden. Where do you pray? Draw or write about each place.



Home	School
Church	



3C

Praying in the Garden – Puzzle

Unscramble the letters to find an important word. Look up Luke 22:39-46 in your Bible to help you.

YARP _____

USJES _____

NTMUO FO VSEIOL


THAREF _____

OATNTIPETM

EB NEDO _____

LEAGN _____


FINERGUSF



3D

Were You There? – Journaling

Why do you think the disciples fell asleep? What would you have done if you were there? Write or draw your answers below.



3E

Prayer Jar – Craft

Decorate and cut out the prayer cards. Use the cards in your Prayer Jar (Leader Guide p. 34).

Pray outside.	Pray a bedtime prayer.
Pray a table blessing.	Pray a start-of-the-day prayer.
Thank God for three things at any point during the day.	Stop and pray any time.
Pray during a car or bus ride.	

3F

Prayer Positions – Spiritual Practice

When you pray this week, try praying in one of these prayer positions.



3G

Praying in the Garden – Luke 22:39-46

After the Passover meal, Jesus asked his followers to walk with him to a nearby garden to pray.

When they got to the garden, Jesus asked his disciples to stay awake and pray. Jesus went further into the garden to pray alone.

Jesus was sad because he knew what was going to happen to him.

Jesus prayed, "Father, please take away my pain if you can. If you can't, I will do what you want."

An angel appeared to Jesus to give him the strength he needed to face what was to come.

Jesus prayed even harder to God.

When Jesus was finished praying, he went back to his followers. They were asleep, and Jesus was still sad.

Jesus asked, "Why are you sleeping? It's time to get up and pray."


Family Spiritual Practice

Read the story together. Every time you hear the words pray, prayed, or praying, make prayer hands.

Wonder: Why is this story important? Why should we remember it?

Do: Take a walk outside. Look for a place that would be a good spot to pray. Revisit this spot anytime you want to talk to God.

Pray: Dear God, thank you for hearing us when we pray. Amen.



4A

Welcome Mat – Craft

Jesus was welcomed into Jerusalem. Color and cut out the Welcome Mat to help you remember to welcome others.



4B

Greeting Jesus – Journaling

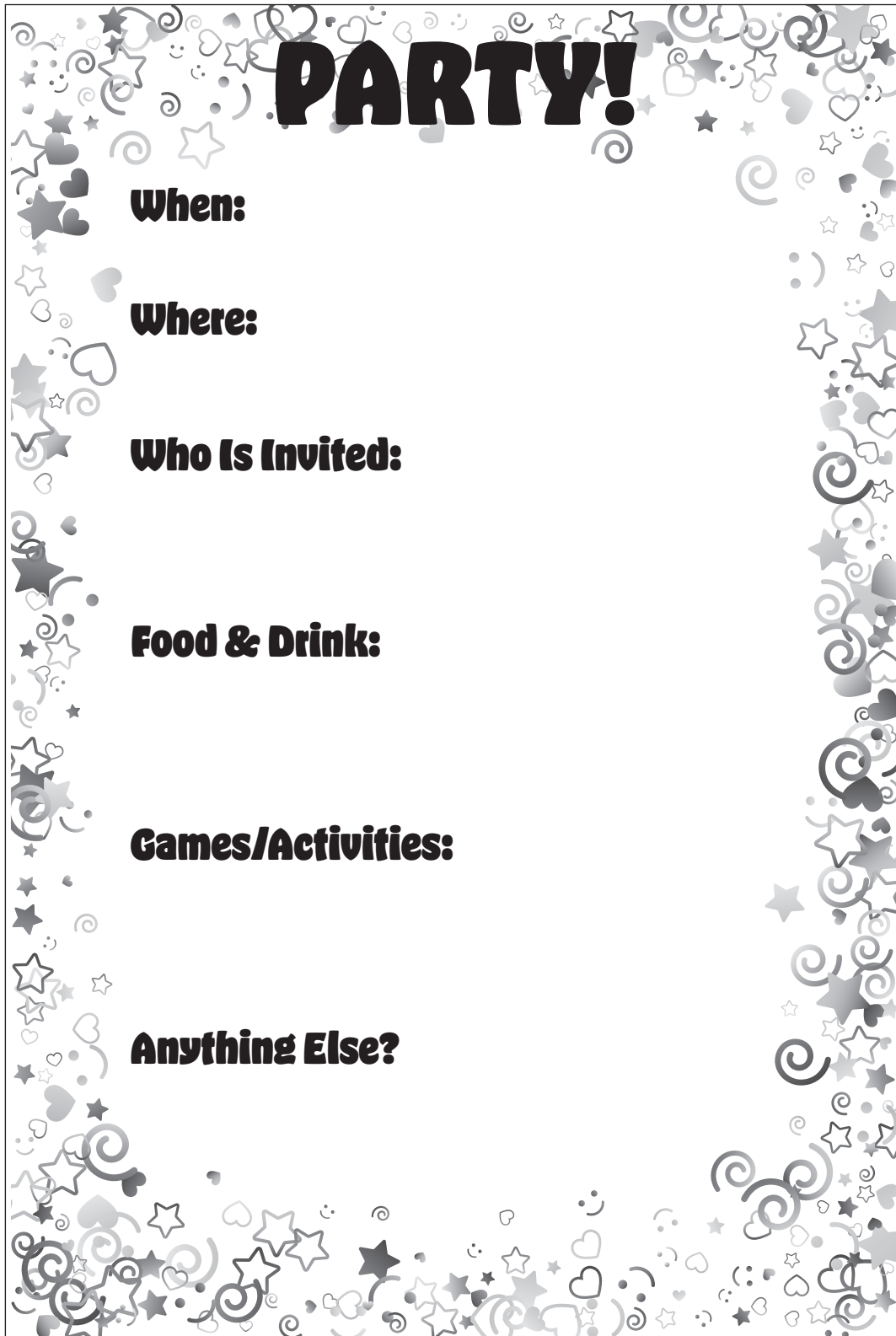
How would you welcome Jesus? Write or draw about it below.



4C

A Modern Welcome – Activity

How would we welcome Jesus today? Imagine Jesus was coming to your church, neighborhood, or community. Use this page to plan a modern welcome.



PARTY!

When:

Where:

Who Is Invited:

Food & Drink:


Games/Activities:

Anything Else?

4D

Bible Branch – Craft

Color and cut out the palm branch. Attach the palm branch to a craft stick with tape or glue. Use the palm branch during the session to help you remember the Bible verse.



4E

Welcome Rituals – Activity

Use the cards to help you remember the special welcome rituals you create with your friends.


Name: Hints:	Name: Hints:
Name: Hints:	Name: Hints:
Name: Hints:	Name: Hints:
Name: Hints:	Name: Hints:
Name: Hints:	Name: Hints:

4F


Neighborhood Chalk Messages – At-Home Activity

Grab some sidewalk chalk and decorate your neighborhood with the suggested messages below. Or, think of other messages you can share with the people in your neighborhood.


Jesus loves you.



You are amazing!



You are known and loved.



All are welcome here.

4G

Jesus Enters Jerusalem – Matthew 21:1-11

Jesus was traveling with his disciples to Jerusalem. When they arrived in the city, Jesus had a job for his disciples.

Jesus said, "Go into the nearby village. When you get there, you will see a donkey and her baby tied up. Untie them and bring them to me. If anyone says anything to you, say that the Lord needs them."

The disciples went and did what Jesus told them to do. They brought the donkey and the colt. They placed their coats on them for Jesus to sit on.

A very large crowd had gathered and spread their coats on the road. Others cut branches from the trees and spread them on the road.

Some of the people went ahead of him, and some followed. They all shouted, "Hosanna to the Son of David!"

When Jesus entered Jerusalem, the whole city was stirred up. The people asked, "Who is this?"

The crowds answered, "This is Jesus. He is the prophet from Nazareth in Galilee."

Family Spiritual Practice

Read the story together.

Wonder: Why is this story important? Why do we need to remember it?

Do: Find a palm branch (or any kind of branch) and sit in a circle as a family. Pass the branch around the circle and give each person a chance to finish the phrase "Jesus is...." Share who Jesus is to you.

Pray: Dear God, help us to welcome others like Jesus. Be with us during this Holy Week. Amen.



5A

Jesus Is Alive! – Coloring





Happy Easter! Color the page to help you remember the Bible story.



5B

Easter Mobile – Craft


Color the images that remind us of Easter and Holy Week. Cut out the images, punch out the hole, and use string to attach them to your mobile.



5C

Tell the Story – Creative Writing


Imagine Jesus' resurrection happened today. Would it go viral? Create a blog or social media post to show how you would share what happened.



5D

3-D Butterfly – Craft


Color and cut out the butterfly. Follow the instructions (Leader Guide p. 50) to make the butterfly 3-D.



5E

Easter Card – Craft

Create an Easter card for a friend or family member. Color, cut out, and fold in half.

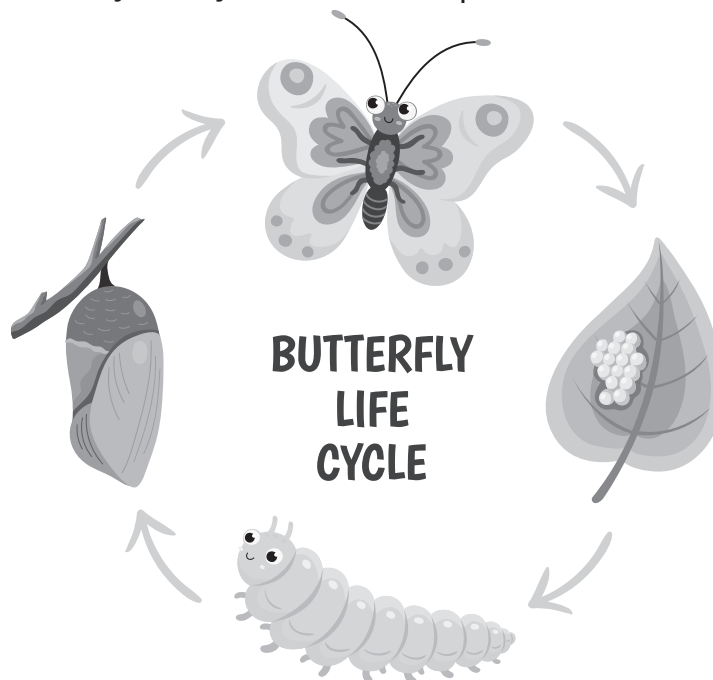


5F

Butterfly Facts – At-Home Activity

Butterflies are a symbol of Easter because they represent new life. Read the butterfly facts and share with your family.

- Butterflies are insects.
- A butterfly's life cycle is made up of four parts: egg, larva (caterpillar), pupa (chrysalis), and adult (butterfly).
- A fully-grown caterpillar attaches itself to a twig or leaf before shedding its outside layer of skin to show the hard skin underneath, which is known as a chrysalis. A butterfly will come out of the chrysalis.
- Butterflies have four wings.
- Butterflies often have brightly-colored wings with patterns made up of tiny scales.
- Butterflies flap their wings about five times every second.
- Butterflies can see the colors green, red, and yellow.
- Most butterflies feed on nectar from flowers.
- Butterflies can taste through their feet.
- Scientists think there are between 15,000 and 20,000 different species of butterfly.
- The fastest a butterfly can fly is twelve miles per hour.



5G

Resurrection – Matthew 28:1-10

The Sabbath day was now over. It was dawn on the first day of the week. Mary Magdalene and the other Mary went to look at the tomb.

Suddenly, there was a powerful earthquake. An angel of the Lord came down from heaven. The angel went to the tomb. He rolled back the stone and sat on it.

His body shone like lightning. His clothes were as white as snow. The guards were so afraid of him.

The angel said to the women, "Don't be afraid. I know that you are looking for Jesus, who was crucified. But he is not here! He has risen, just as he said he would!"

"Come and see the place where he was lying. Go quickly!" said the angel. "Tell his disciples that the Lord is risen and will meet them in Galilee."

The women hurried away from the tomb. They were afraid, but they were filled with joy. They ran to tell the disciples.

Suddenly Jesus met them and greeted them.

The women were so happy to see Jesus! They came to him, took hold of his feet and worshiped him.

Then Jesus said to them, "Don't be afraid. Go and tell my brothers to go to Galilee. There they will see me."

Family Spiritual Practice

Read the story twice together. The first time, read the story with a sad voice. The second time, read the story with a happy and joyful voice!

Wonder: What emotions does Easter make you feel? Why is the story important? Why do we need to remember it?

Do: Be intentional about taking photos of whatever your family chooses to do to celebrate Easter. Create an Easter Joy scrapbook to help you remember the season.


Pray: Dear God, thank you for Jesus. Thank you for the hope and joy we feel. Amen.



6A




I Can Share God's Love – Journaling

Imagine you can share God's love with others anywhere in the world. Write or draw about where you would go to share God's love and who you would go with. How would you tell people about God's love?



Remember the Verse – Craft

Color and cut out the bookmarks below. Punch a hole at the top, and tie a ribbon through the hole. Keep one bookmark and share the other two with friends.

 <p>Therefore, go and make disciples of all nations, baptizing them in the name of the Father and of the Son and of the Holy Spirit.</p> <p>Mathew 28:19</p>	 <p>Therefore, go and make disciples of all nations, baptizing them in the name of the Father and of the Son and of the Holy Spirit.</p> <p>Mathew 28:19</p>	 <p>Therefore, go and make disciples of all nations, baptizing them in the name of the Father and of the Son and of the Holy Spirit.</p> <p>Mathew 28:19</p>
--	--	--

6C

Sharing the Good News Today – Journaling


What do you think is the best way to spread the good news of Jesus today? Why? Write or draw about it below.

What do you think is the best way to spread the good news of Jesus today? Why?

6D

Color the Journey – Coloring

Color the image as you wonder about the journey the disciples took to share God's love. Try to put yourself in the disciples' shoes and think about how they might have felt at different points in their journey.



Christianity – Intergenerational Response

Read the article and respond to the questions below.

Christianity was started more than 2,000 years ago by people who followed Jesus. People who follow Jesus are called Christians. Christianity is the world's largest religion. Christians believe in one God and trust that God is always there. In AD 392, Christianity became the official religion of the Roman Empire.

Christianity is practiced in many ways around the world. One of the really cool things about our faith is that there are so many ways to worship God and to spread the message of Jesus!

When Jesus' disciples went out into the world, many different Christian traditions spread. Christianity is divided up into different traditions: Protestant, Catholic, Orthodox, and other traditions. Although these traditions have some different practices and beliefs, all are followers of Jesus.



What are some of your faith traditions?

What do you believe about Jesus?

6F

Share – Faith Word Coloring Page

To share is to offer God's blessings to others. Think about ways you can share as you color the word.



The Great Commission – Matthew 28:16-20

Mary Magdalene and Mary shared the good news that Jesus was alive with his friends, the disciples. Jesus' friends left to wait for Jesus in Galilee, as he requested.

Jesus joined his friends in Galilee, just as he said he would. Jesus then gave his friends instructions to share the good news about him with all of the world—to teach them, baptize them, to love one another, and to do all that he had taught them to do.

Jesus also promised his friends, "I will be with you always, wherever you go, for all time."

Family Spiritual Practice

Read the story of the Great Commission together.

Wonder: How does it feel to know Jesus is always with you, wherever you go?

Do: Jesus was commissioning, or instructing, his friends to do a very big task. Travel wasn't easy in those days, and Jesus knew they could expect serious trouble from people. The promise that he would be with them must have given them some comfort.

Use a calming spiritual practice to remember that Jesus is with you, always. Close your eyes, breathe in and say, "Jesus is by my side." Breathe out and say, "I am not afraid. Amen." Do this several times.

Think of the community you are a part of. As you go through the week, remind yourself that you are included in a community that loves you as God loves you.


Pray: Dear God, thank you for always being with us. Amen.



7A

Storytelling Puppets – Craft


Color and cut out the puppets. Then use the puppets to retell today's Bible story..



7B

I Can Share Good News – Journaling


Draw a person needing help at the temple gate. Then draw how you would help that person.



7C

Comic Strip – Art


In today's Bible story, Peter and John help a man at the temple gate. The man asks them for money, but they offer him healing through Jesus instead. Draw how you imagine the story in the comic strip boxes below.



7D

My Sharing List – Response Activity

Fill in each category on the page with what you can share.



I can give my family:

I can give my church family:

I can give my community:

Temp-Changing Slime – Science

Gather the supplies listed below, and follow the directions to make temperature-changing slime.

Thermochromic Slime

- ¼ cup white school glue
- 1 tablespoon water
- Food coloring
- 3 teaspoons thermochromic pigment
- ¼ cup liquid starch

SLIME


- Pour ¼ cup white school glue into a large bowl.
- Add 1 tablespoon water and stir until combined.
- Add 5 drops of food coloring and mix well.
- Add 3 teaspoons of thermochromic pigment and mix until uniformly distributed.
- Add in 1/8 cup liquid starch and mix until thick and slimy. Then knead the slime with your hands and return to the starch mixture for another mixing. This step is important because it makes sure there's no unmixed glue hiding in the center of your slime ball.
- If slime is still sticky, add additional starch a little at a time. Make sure to knead until it is no longer sticky. Most batches will use the entire ¼ cup liquid starch that is indicated in this slime recipe.
- Store this color-changing slime in a glass or plastic container with a lid for up to one week. If you haven't played with it for a couple days, you might need to add a little additional starch to it (one teaspoon at a time).



7F

Thinking of Others – Craft

Color and cut out the postcards below. Then give them to people you know who are sick and shut in or who could just use a little cheering up.



7G

Peter and John – Acts 3:1-10

Peter and John went to the temple to pray. At the temple gate, they saw a man who could not walk. The man was there every day asking people for money because he could not walk and could not work.

The man asked Peter and John for money. Peter said they had no money, but they could give him something better than money. "I can give you Jesus," Peter said. "In the name of Jesus Christ, get up and walk!" Peter said.

The man jumped up and was able to walk into the temple for the first time! He was so excited, he couldn't wait to praise Jesus. When the people saw what had happened to him, they were amazed.

Family Spiritual Practice


Read the story of Peter and John together. At the end of the story, jump for joy together to celebrate the man's healing at the temple gate.

Wonder: How else can you share the love of Jesus with others?

Do: In the Bible story, we learn about a man who jumps for joy. He was healed. Can you jump for joy?






Each day this week, find something that makes you jump for joy. Share with your family something you are happy or joyful about and then jump up and down together.

Pray: Dear God, thank you for giving us Jesus. Amen.



What Would You Share? – Activity


What would you share with others? Circle the things you would share. Then draw something else you could share in the blank space.

8B

Find and Share – Activity

Find the six items hidden in the picture.



How Do You Say Share? – Matching Languages

Below are some translations of the word *share* in different languages. Can you guess which language each word comes from? Draw a line from each translation of the word *share* to the language you think it comes from.

delen

del

share

compartilhar

partager

jaa

condividere

rhannu

compartir

magbahagi

French

Finnish

Danish

Spanish

Dutch

Welsh

Somali

Filipino


Italian

Portuguese

8D

I Can Share with Others – Drawing

Draw a picture of yourself sharing with a friend.



8E


Sharing Response – Intergenerational Activity

Write how you would respond to each scenario on the page. Then discuss with your group.

<p>You notice a neighbor is struggling with carrying their groceries into their home each week.</p> <p>How can you help?</p>	<p>You notice a sick and shut-in neighbor's yard work hasn't been done while they've been sick, but there's a lot to be done.</p> <p>How can you help?</p>
<p>You notice that a friend seems to be eating very small lunches. You ask why they're eating so little and learn it's because they have very little money for food right now .</p> <p>How can you help?</p>	<p>You notice someone who always sits alone at lunchtime.</p> <p>How can you help?</p>

Plan a Potluck – At-Home Activity

Plan a potluck lunch or dinner for your neighborhood, and use the invitation below to invite your neighbors!



8G

Believers Share – Acts 4:32-37

The believers of Jesus formed a community. They wanted to be together and support one another. They shared everything. No one said, "This is mine."

Barnabas was a believer of Jesus and part of the community. Barnabas owned a field, which he sold and gave the money to the community to use as they needed.

People outside the community were observing the way the believers shared everything and how no one needed food or clothes. Modeling the way Jesus wanted people to live brought more people into the community of believers. The community grew larger each day.



Family Spiritual Practice

Read the story of Believers Share together. Bring a shareable snack of your choice to eat as you read the story.

Wonder: How can you share Jesus with others?

Do: The believers of Jesus knew they needed one another to grow in their faith. Sharing what they had and caring for one another kept their faith strong.

Choose a local organization your family would like to support, maybe a food bank or a pet rescue. Choose one item each day from your home to give to the organization. As you place items in a box, remember that by sharing what you have, you are showing people God's love.

Pray for those receiving the gifts.

Pray: Dear God, thank you for teaching us to share. Amen.

9A

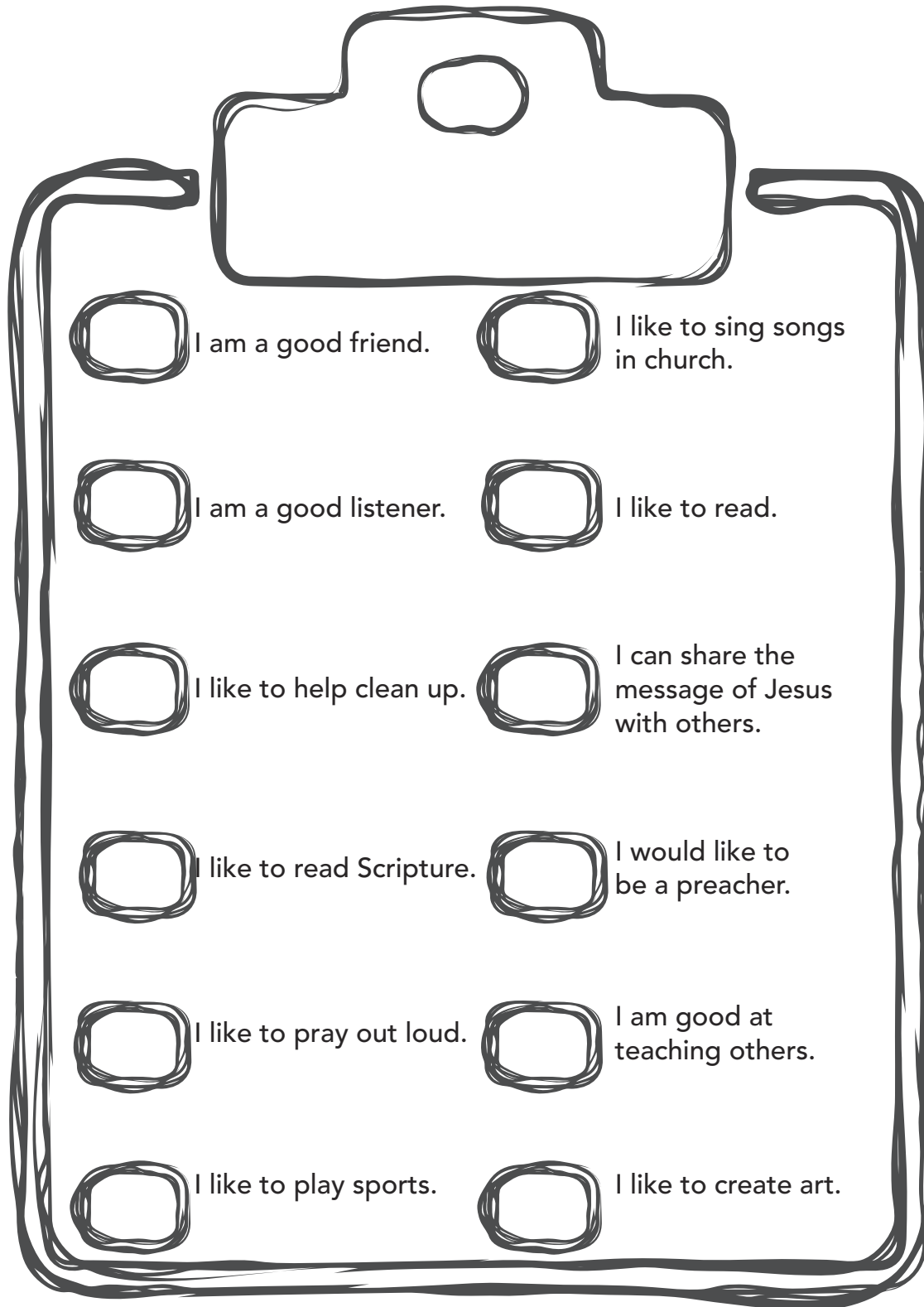
My Hands Can Help – Journaling

Draw a picture of you doing something helpful in the heart, and color the hands.



Find the Leader – Game


Follow the instructions from your teacher (Leader Guide p. 85) to use the chart below to play a game about being a leader!



<input type="checkbox"/> I am a good friend.	<input type="checkbox"/> I like to sing songs in church.
<input type="checkbox"/> I am a good listener.	<input type="checkbox"/> I like to read.
<input type="checkbox"/> I like to help clean up.	<input type="checkbox"/> I can share the message of Jesus with others.
<input type="checkbox"/> I like to read Scripture.	<input type="checkbox"/> I would like to be a preacher.
<input type="checkbox"/> I like to pray out loud.	<input type="checkbox"/> I am good at teaching others.
<input type="checkbox"/> I like to play sports.	<input type="checkbox"/> I like to create art.

Campaign Poster – Art

Fill in and color the items to make a campaign poster about why you would make a good leader.



9D


You Choose the Seven – Coloring

Draw faces for the disciples. Then decorate and color their clothes!



You Are Chosen – Intergenerational Activity

In the Bible story today, seven disciples are chosen to help spread the message of Jesus. You also are chosen to do this important job. You are a disciple too! How do you feel about being a disciple? What important message do you have to share about Jesus? Write or draw about it in the space below.



Make a Care Package – At-Home Activity

Make a care package for pastors and/or other leaders at your church. Use the ideas below, but feel free to customize for your particular church!



Care Package Ideas:

Snacks

Gum or mints

Small toiletries such as hand lotions, hand sanitizer, or hand wipes

Small books

Bookmarks

Puzzle books

Small craft kits suitable for adults

Small notebook

Pens or pencils

Coffee shop or ice cream shop gift cards

Greeting card

Personalized items of your choosing

Choosing the Seven – Acts 6:1-7

As the believers of Jesus grew, many languages were spoken in the communities. Because of the lack of understanding, some people were not getting their share of food.

The disciples decided they needed help to make sure everyone had what they needed. They asked the people to choose seven believers who were wise and good people.

The people selected seven men who were respected by the community and strong in their faith. The disciples prayed for them and sent them to serve. The seven ensured everyone got their fair share. The community of believers continued to grow.



Family Spiritual Practice

Read the story of choosing the seven together. Every time you hear the word *seven*, hold up seven fingers.

Wonder: What does it feel like to want something really badly? How can we be aware of other people's wants and needs?

Do: When the seven were chosen for their special task, the disciples laid hands on them and prayed for them. Then they were sent to serve.

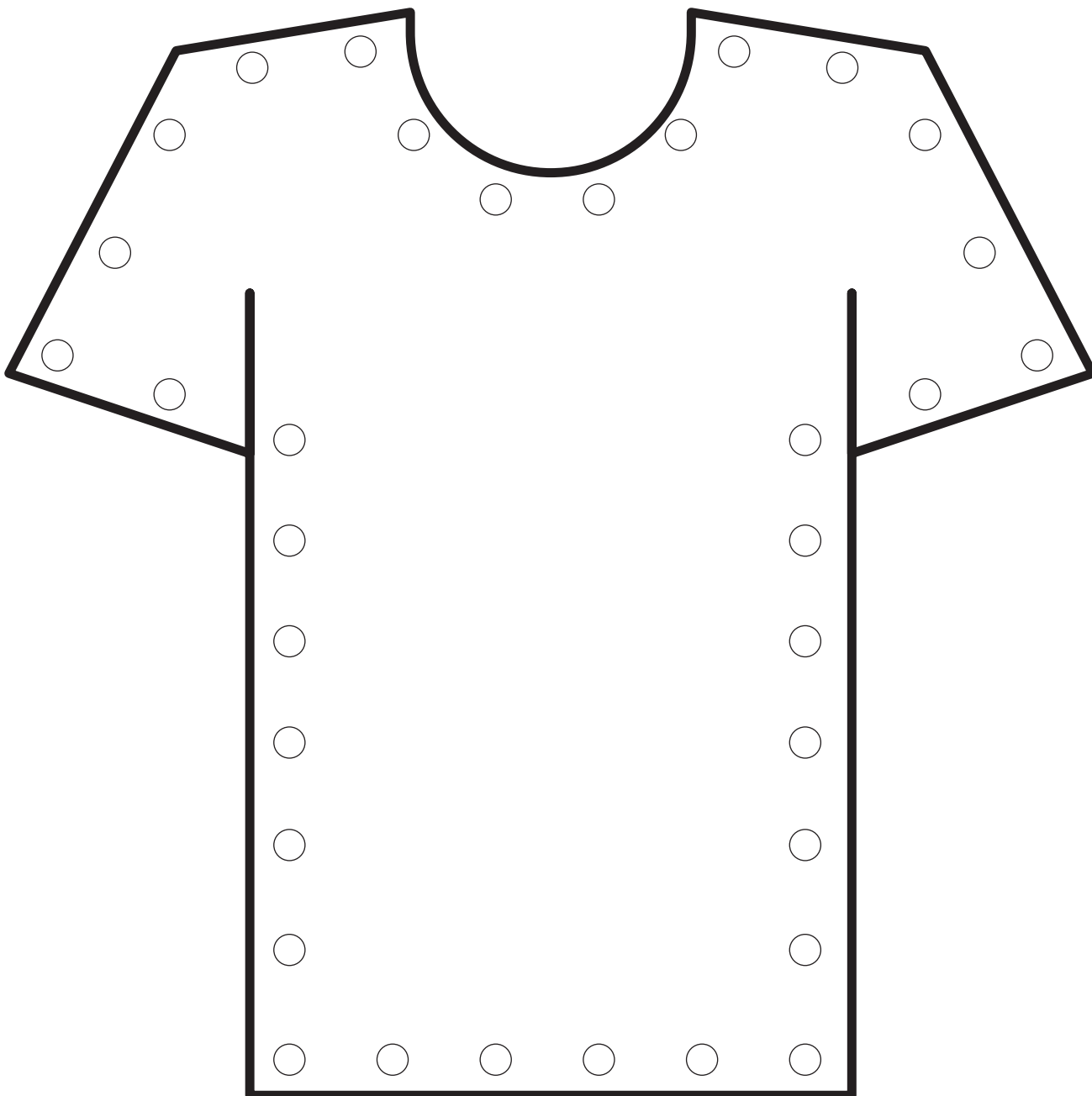
Start a new ritual in your family by sharing a blessing. As you leave each morning, assign a different family member each day to lay hands on the heads of each person and say a simple blessing: "May your day be filled with love and service to others," or say a blessing of your choosing.

Pray: Dear God, thank you for helping us learn to take care of one another. Amen.

10A

Sew a Shirt – Craft

Tabitha made clothes for her community. Color and cut out the shirt. Then punch holes and use yarn or string to practice sewing.




10B

Ways to Serve – Journaling

Tabitha and Peter helped their communities. How can you serve?


I CAN SERVE BY...



10C

Peter and Tabitha – Puzzle

Tabitha's friends asked Peter to come heal Tabitha. Solve the puzzle to find out what happened.



A=1 B=2 C=3 D=4 E=5 F=6 G=7 H=8 I=9 J=10
K=11 L=12 M=13 N=14 O=15 P=16 Q=17 R=18
S=19 T=20 U=21 V=22 W=23 X=24 Y=25 Z=26

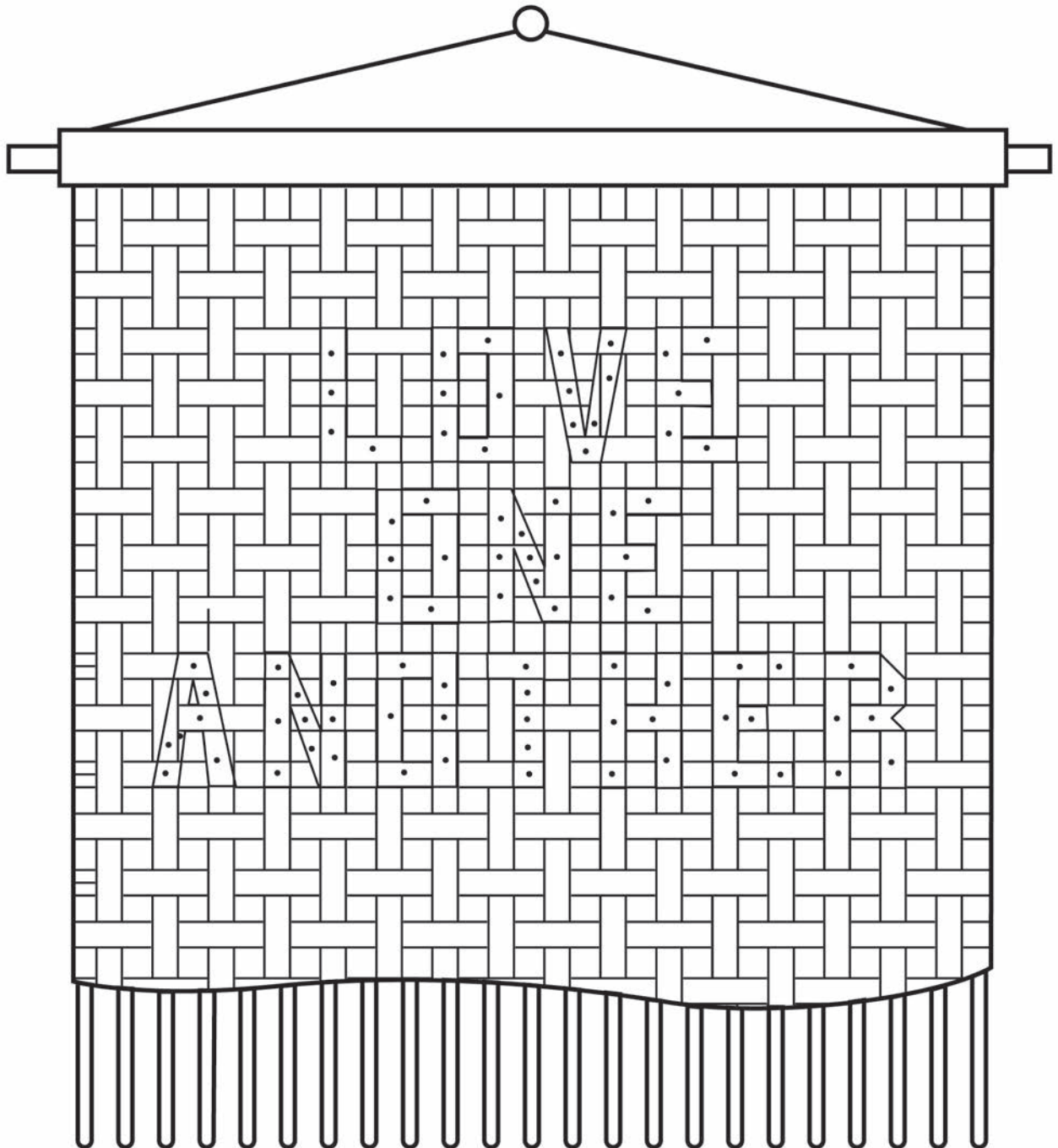
$$\begin{array}{r} \hline 15+5= \\ \hline \end{array} \quad \begin{array}{r} \hline 49-48= \\ \hline \end{array} \quad \begin{array}{r} \hline 10-8= \\ \hline \end{array} \quad \begin{array}{r} \hline 3 \times 3= \\ \hline \end{array} \quad \begin{array}{r} \hline 10+10= \\ \hline \end{array} \quad \begin{array}{r} \hline 4 \times 2= \\ \hline \end{array} \quad \begin{array}{r} \hline 16-15= \\ \hline \end{array}$$

$$\begin{array}{r} \hline 4+3= \\ \hline \end{array} \quad \begin{array}{r} \hline 28-23= \\ \hline \end{array} \quad \begin{array}{r} \hline 5 \times 4= \\ \hline \end{array} \quad \begin{array}{r} \hline 3 \times 7= \\ \hline \end{array} \quad \begin{array}{r} \hline 8+8= \\ \hline \end{array}$$

10D

Hidden Message – Puzzle


Color the spaces with dots to find the hidden message in the fabric.



10E

Fabric Guess – Sensory Activity

Use this page to help you guess different types of fabric.




- 1.
- 2.
- 3.
- 4.
- 5.
- 6.
- 7.

10F

Love – Faith Word Coloring Page

Love is a closeness or connection that we feel with God and others. As you color the page, think about those you love.



10G

Peter and Tabitha – Acts 9:36-43

A disciple named Tabitha had become very ill and she had died. Hearing that Peter was nearby, the believers sent two men to get him to help.

The news of Tabitha's healing spread quickly and more people believed in God.

"Peter! Please come with us right away!" We need your help! Please hurry!"

Peter went with the men. When he got there, he was taken to an upstairs room. There were several widows in the room, crying over Tabitha. They showed Peter the clothing Tabitha had made for them and spoke of all the kind things she had done.

Peter sent everyone out of the room, and then he knelt down and prayed. Then Peter said, "Tabitha, get up!"

Tabitha opened her eyes, saw Peter, and sat up. Peter helped her sit up. Peter then called the people, including the widows, and showed them that Tabitha was alive.


Family Spiritual Practice

Read the story together.

Wonder: What is special about this story? What do you want to remember?

Do: Gather clothing in your house that can be donated and take it to those in need. Consider including special notes that share God's love.


Pray: Dear God, thank you for giving us people in our lives who show us your love. Amen.



11A

My Church and My Friends – Drawing


Draw your friends at church and color the page.



11B

Church Memory Game – Coloring


Color and cut out the cards. Use the cards to play a memory game in which you match the different churches.



11C

Imperfect People – Reflection

Respond to the journal prompt below.



Saul was clearly an imperfect person.
★ Why do you think God uses imperfect people to serve and do God's work?

11D

Speak for Me – Verbal Activity

Learn about your partner and record their answers below.

1. What is your name?

2. What school do you attend?

3. What is your favorite subject in school?


4. What is your favorite school activity or sport?

5. What are your hobbies?

11E

I See You – Craft

Color and cut out the glasses.



Bullying – At-Home Activity

Read the article about bullying and discuss with a family member or trusted adult.

Sometimes we do not treat people in loving and accepting ways. In the Bible story, the people did not want to forgive Paul. He had been a bully, but he had changed. Forgiveness and acceptance can be hard because it takes both sides to work. Let's talk about bullying. What does bullying mean?

Bullying can...

- Hurt feelings;
- Cause people to be afraid or feel unsafe;
- Take away joy and happiness.

What if I am bullied?

- Walk away and remove yourself from the presence of a bully.
- Speak up and tell a trusted adult. (Being bullied should never be kept a secret.)
- Act fast—tell an adult as soon as you are bullied or see someone else being bullied.

Bullying is not the way God wants us to treat others. God wants us to love everyone, even when it's hard. No matter what, God accepts us and forgives us. We are called to follow God in this example and accept and forgive others.



11G

The Church Grows – Acts 9:26-31

After encountering Jesus, Saul went to the city of Jerusalem. He tried to join the other disciples who had followed Jesus, but they were afraid of him because they knew how mean he used to be.

Before he met Jesus, Saul had treated anyone who believed in or followed Jesus poorly. He was not kind to them.

But a man named Barnabas stood up for Saul. He told the disciples how Saul had seen Jesus and how he was now preaching boldly about Jesus.

The disciples started to trust Saul, and they all began to be in ministry together, sharing stories about Jesus and telling others about him.

Saul, who later became known as the apostle Paul, traveled to many places, spreading the good news of Jesus' love and forgiveness to everyone he met.

Because of Paul and the other disciples, the message of Jesus spread around the world.


Family Spiritual Practice

Read the story together.

Wonder: Is it easy or hard to change your mind? What does love have to do with the Bible story?

Do: Find a globe or look up a world map online. Find different places like Jerusalem, Damascus, and Rome. Imagine what it would have been like to travel between these places on foot or by boat. Discuss what it might have been like for the good news of Jesus to spread beyond these places.


Pray: Dear God, help us continue to spread your love in our neighborhoods and all over the world. Amen.



12A

Pentecost Flame – Coloring

Color or paint the flame as you wonder about Pentecost.



12B

Many Languages – Matching

Match each language to the word for *worship* in that language. Imagine how those gathered at Pentecost felt as they heard all of the languages spoken.

English

anbetung

yerkrpagel

Spanish

rendir culto

Latin

French

culte

ibada

Greek

German

aanbidden

worship

Dutch

Swahili


latreía

Korean

cultum

Armenian

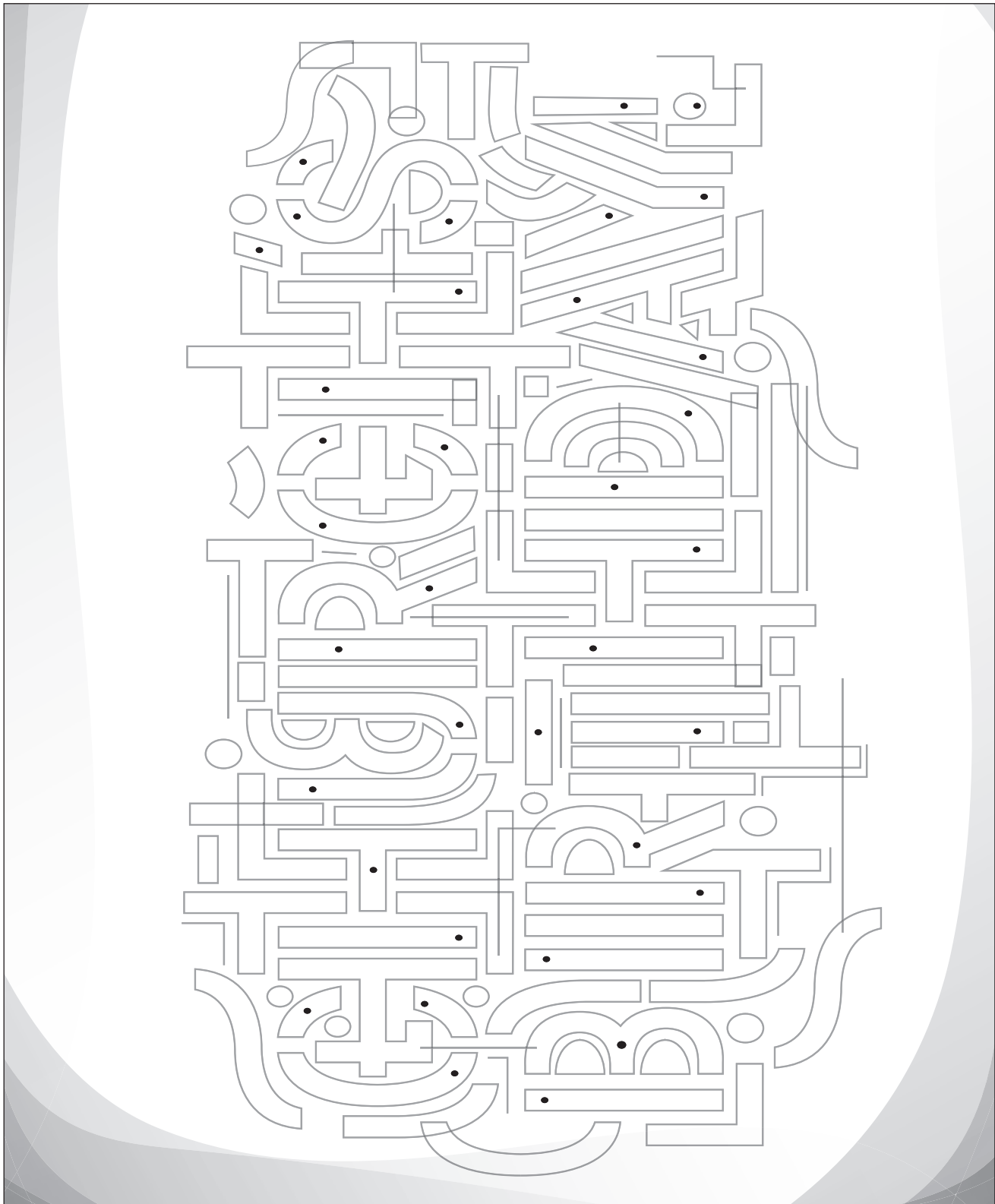
yebaehabnida



12C

Special Day – Puzzle

Color in each shape containing a dot to reveal the reason Pentecost is a special day for the church.



12D

Wind and Flame Blow Painting – Art

Follow your teacher’s instructions (Leader Guide pp. 112-113) to create a wind and flame painting.

Practice Painting

Decide if you would like to paint wind, flame, or both in one painting.

Choose the colors you would like, and use the droppers to apply a few drops to your sheet of paper.

You may mix colors to make other colors (such as red and yellow to make orange).

Practice painting by using your straw to blow the colors around on the paper to create an image of wind or an image of flame. (Remember, there is no right or wrong way to paint.)

Your breath controls the movement of the color on the page. You may want to move your head like a writing instrument.

Experiment with controlling your breath. Try blowing the paint fast and then slow.

Try a second painting on another sheet of paper, if there is time.

Final Painting

Once you have gotten the hang of painting with the straw, paint on your flat canvas.

Set the canvas aside to dry.

When the paint is dry, take your canvas home to hang on a wall.



12E

Wind Chimes – Craft

Follow your teacher’s instructions (Leader Guide p. 117) to make wind chimes as a reminder of the wind at Pentecost.

Happy
Birthday
Church!


Happy
Birthday
Church!

12F

Make a Birthday Cake – At-Home Activity

Bake a birthday cake using a recipe of your choosing to share as a family. Decorate the cake in red. If baking is not an option, color the image of the cake below and hang it in your home as a reminder of Pentecost.

Pentecost



Happy Birthday Church!

12G

Pentecost – Acts 2:1-12

Jesus' friends, the disciples, were together in a house in Jerusalem. Suddenly, a sound like wind filled the room. The disciples saw flames of fire on top of each of their heads. They were surprised! It was the Holy Spirit—God's Spirit!

People outside heard the noise coming from inside the house. "What is happening?" the people wondered. Peter answered them: "God has sent the Holy Spirit to us." Peter told the people about Jesus and how they could have the Holy Spirit.

The people listened, and some believed.


Family Spiritual Practice

Read the story of Pentecost together. When you hear the word *wind*, dance like the wind. When you hear the word *flame*, dance like a flame.

Wonder: How do you think the Holy Spirit might visit you today?

Do: The Holy Spirit is one way we can feel God's love. The Holy Spirit is like your breath. You can feel it, but you cannot see it. Hold your hand to your mouth and blow on it. Feel the warmth and the air on your skin. Anytime you need to remember that God is with you, do this practice. The Holy Spirit is always present and wraps each of you in warmth and love.

Pray: Dear God, thank you for the Holy Spirit. Amen.



13A

Practice Writing Love – Writing

Trace the word *Love* twice below. Write the word *Love* on your own in the blanks below. Then write or draw who you love in the box.

L O V E

L O V E

13B

Color and Reflect – Coloring

Think about the different kinds of love in your life as you color the heart.



13C

Love Word Search – Puzzle

Search the puzzle for the words from our Bible story in the word bank.

P P F C B C F K W E B L C C H
L R T N I S K I S R C R O Z C
P E A C E T U A H X Y F O V S
H B X Y L E S Y G I H Q G D E
O I U A E D V A N F A M I L Y
P R U U C R I G I S U T A T S
E Q I O Y N U H D S H S P N Y
E K Q H M X T A N R U G D X P
W Z J K E C S R E L O H K O P
W P N U E M W A T O J N T U A
Y N D P V A X S E I L X O N H
J W S L L M V S R D C U G H E
W E X H E G Q U P V B C X F X
R V C U W Z Y R J M T P N I L
U L L O J D I P S E G P K F W

Word Bank

Love	Harass
Pretending	Happy
Family	Crying
Honor	Equal
Enthusiastic	Status
Hope	Respect
Prayer	Peace



13D

Bible Verse Heart – Coloring

Decorate or color the heart and Bible verse. Hang it in your room as a reminder of the Bible verse.

Love each other
like the members
of your family.

Romans 12:10a

13E

Live Out the Scripture – Intergenerational Activity


Follow your teacher's instructions (Leader Guide pp. 126-127) for exploring ways to live out the Scripture below.

<p>Be happy with those who are happy, and cry with those who are crying.</p>	<p>Love each other like the members of your family. Be the best at showing honor to each other.</p>
<p>Contribute to the needs of God's people, and welcome strangers into your home.</p>	<p>Consider everyone as equal, and don't think that you're better than anyone else.</p>
<p>Don't pay back anyone for their evil actions with evil actions, but show respect for what everyone else believes is good.</p>	<p>If possible, to the best of your ability, live at peace with all people.</p>

13F

Showing Love – At-Home Activity

In each heart, write or draw a way that your family shows love. Display this page in your home as a reminder to show love!



13G

Love in Action – Romans 12:9-18

Paul traveled to many places to share God's love. Paul continued to support the churches he visited by writing them letters. One of the churches he wrote to was in Rome.

The letter instructed the church in Rome on how to love, how to care for others, and how to treat everyone as an equal. He wrote, "Love each other like the members of your family." He also told them to "be on fire in the Spirit as you serve the Lord!"

The letters helped the churches stay together without fighting, to accept all people, and to serve the Lord.



Family Spiritual Practice

Read Love in Action together. Every time you say the word *love*, use your hands to form the shape of a heart.

Wonder: How can you show love to others?

Do: Paul was telling the early church members to treat everyone as a member of their family, in love and in service.

Each day ask the members of your family, "How can I help you today?" Without complaining, do as they ask.

Remind yourself that the act you perform for others shows how you love God and God's people.

Say a prayer of thanks to God for being able to help. Amen.

Pray: Dear God, thank you for teaching us to love one another. Amen.

Answer Key

1B

Bible Verse – Puzzle

To help you discover the memory verse for this month.



DO THIS IN



REMEMBRANCE OF ME



Luke 22:19c

A B C D E F H I M N O R S T



1E

Jesus and the disciples gathered before the Festival of **Passover**.

Jesus and the disciples were sharing **meal** together.

Jesus knew that he would soon be returning to **God**.

Jesus tied a linen **towel** around his waist.

Jesus washed the disciples' **feet**.

Simon Peter did not want Jesus to wash his feet at first.

Jesus said that those who had bathed need only wash their **feet**.

Jesus told the disciples that he had given them an **example**.

2C

words from the Bible story, Luke 22:14-20.

K	A	Y	L	P	Q	V	B	P	A	G	K	T	J
W	P	H	E	G	J	I	N	M	I	N	Y	K	E
U	J	G	H	J	I	I	S	T	Y	B	R	G	S
S	I	E	U	O	N	M	H	K	L	W	K	C	U
M	O	D	G	N	I	K	A	C	X	Y	X	R	S
H	E	P	E	C	N	A	R	B	M	E	M	E	R
R	T	H	Q	Z	N	J	E	W	H	E	L	V	Z
U	C	A	J	R	Z	I	G	J	B	P	B	O	N
C	B	H	B	V	X	C	J	L	I	R	M	S	M
L	F	G	S	L	I	I	N	C	N	O	E	S	P
P	P	T	Z	T	E	K	S	M	U	L	M	A	N
O	J	O	X	C	U	I	P	D	K	C	U	P	D
L	Y	O	T	T	D	M	I	R	K	G	L	D	J
W	T	N	A	N	E	V	O	C	J	L	T	T	Y

Bread Jesus Share
Covenant Kingdom Table
Cup Passover
Disciples Remembrance

Created with TheTeachersCorner.net Word Search Maker



3C

Praying in the Garden – Puzzle

Unscramble the words to find an important word. Look up Luke 22:39-46 in your Bible to help you.

YARP **P R A Y**

USJES **J E S U S**

NTMUO FO VSEIOL

M O U N T O F O L I V E S

THAREF **F A T H E R**

OATNTIPETM

T E M P T A T I O N

EB NEDO **B E D O N E**

LEAGN **A N G E L**

FINERGUSF
S U F F E R I N G

R E M E M B E R



Session 3 Spring 2024
All Rights Reserved © 2023 Abingdon Press



www.abingdonpress.com
Celebrate Wonder All Ages © 2023 Abingdon Press

Answer Key

8B Share – Coloring Page

Some items are hidden in the picture.

8C Do You Say Share? – Language Activity

Below are some translations of the word share in different languages. Can you guess which language each word comes from? Draw a line from each translation of the word share to the language you think it comes from.

delen	French
del	Finnish
share	Danish
compartilhar	Spanish
partager	Dutch
jaa	Welsh
condividere	Somali
rhanmu	Filipino
compartir	Italian
magbahang	Portuguese

Session 8 Spring 2024
 Art: Shutterstock, Space Illustration Online LLC
 Celebrate Wonder All Ages © 2023 Abingdon Press

10C Peter and Tabitha – Puzzle

Tabitha's friends asked Peter to come heal Tabitha. Solve the puzzle to find out what happened.

T A B I T H A
 20 1 2 9 9 20 8 1
 G E T U P
 7 5 20 21 16

A=1 B=2 C=3 D=4 E=5 F=6 G=7 H=8 I=9 J=10
 K=11 L=12 M=13 N=14 O=15 P=16 Q=17 R=18
 S=19 T=20 U=21 V=22 W=23 X=24 Y=25 Z=26

$\frac{20}{15+5} = \frac{1}{49-48} = \frac{2}{10-8} = \frac{9}{3 \times 3} = \frac{20}{10+10} = \frac{8}{4 \times 2} = \frac{1}{16-15} =$
 $\frac{7}{4+3} = \frac{5}{28-23} = \frac{20}{5 \times 4} = \frac{21}{3 \times 7} = \frac{16}{8+8} =$

Session 10 Spring 2024
 Art: Mark Collins/Illustration Online LLC
 Celebrate Wonder All Ages © 2023 Abingdon Press

10D Hidden Message – Puzzle

Color the dots to find the hidden message in the fabric.

LOVE ONE ANOTHER


Session 10 Spring 2024
 Art: Carolyn Wilshire/Cohen-Walters
 Celebrate Wonder All Ages © 2023 Abingdon Press

Answer Key

12B

12B Many Languages – Language Activity

Match each language to the word for worship in that language. Imagine how those gathered at Pentecost felt as they heard all of the languages spoken.



Session 12 Spring 2024
Art: Shutterstock

www.cokesburykids.com
Celebrate Wonder All Ages © 2023 Abingdon Press

12C

12C Special Day – Puzzle

Color in each shape containing a dot to reveal the reason Pentecost is a special day for the church.

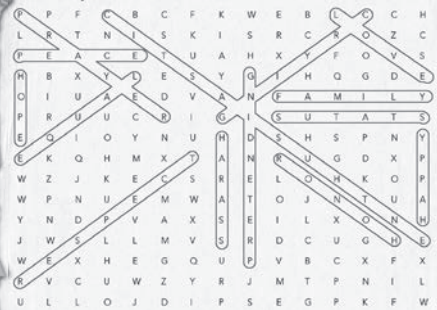


Session 12 Spring 2024
Art: Ed Makonnen

www.cokesburykids.com
Celebrate Wonder All Ages © 2023 Abingdon Press

13C

Search for the words from our Bible story in the word bank.





Word Bank

- | | |
|--------------|---------|
| Love | Harass |
| Pretending | Happy |
| Family | Crying |
| Honor | Equal |
| Enthusiastic | Status |
| Hope | Respect |
| Prayer | Peace |



Fun Celebrate Wonder take-home activities for your kids!



Make *Celebrate Wonder* more fun than ever with take-home activity sheets that really engage children!

Purchase these colorful supplemental activity sheets as a fun take-home for the preschool and elementary-age children in your ministry.

Take-Home Activity Sheets feature one to two sheets of full-color activities per session.

9781791031008 - Ages 3-6
9781791031022 - Ages 7-12

800-672-1789 | Cokesbury.com

Cokesbury



If you have questions or comments, call toll free: **800-672-1789**. Or email customerhelp@cokesbury.com.



Vol. 4 • No. 3 • SPRING 2024

EDITORIAL / DESIGN TEAM

Selena Cunningham Cokesbury Kids Team Lead
Megan Teegarden Cokesbury Kids Team Lead
Pamela Crosby Production Editor
Matt Allison Production & Design Manager

ADMINISTRATIVE TEAM

Rev. Brian K. Milford President and Publisher
Marjorie M. Pon Associate Publisher and Editor,
Church School Publications

CELEBRATE WONDER ALL AGES, Reproducible Kids' Book: Published quarterly by Abingdon Press, 810 12th Avenue South, Nashville TN 37203. This Reproducible Kids' Book is part of the Celebrate Wonder All Ages Resource Kit that includes a Leader Guide, Resource Pack, DVD and CD-ROM. Copyright © 2023 Abingdon Press. All rights reserved. Printed in the United States of America.

Permission is granted for original purchaser to reproduce activity sheets 1A-13G for use in the current Sunday school setting. Copyright notice must be included on reproductions.

Scripture quotations are taken from the Common English Bible, copyright 2011. Used by permission. All rights reserved.

To order copies of this publication, call toll free: 800-672-1789. You may fax your order to 800-445-8189. Or order online at www.cokesburykids.com. Use your Cokesbury account, Visa, Discover, or Mastercard.

200000619



www.cokesburykids.com

Celebrate Wonder All Ages

Includes One Room Sunday School®

CELEBRATE WONDER ALL AGES is flexible Christian faith formation for children and their families. Working with children's ministry leaders from all over the US, we revised our resources to make it easier for you to adapt them to your specific setting.

Whether you are relaunching in-person ministry with children and their families, gathering in a one-room Sunday school, or doing ministry virtually, this is for you.

Preschool, elementary, all ages, and intergenerational activities are all included.

No matter what your ministry needs are, CELEBRATE WONDER ALL AGES makes it easy for you to share God's love with the children in your midst.



RELIGION/Christian Education/Children&Youth

ISBN-13: 978-1-7910-3107-7



9 781791 031077